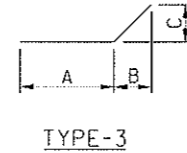
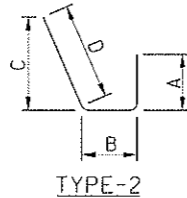
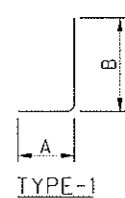


| INLET REINFORCING STEEL LIST | | | | | | | | | |
|------------------------------|---------|---------|--------|--------|-------|--------|--------------------------------------|--------|----------------------------------|
| Mark | No. | Length | Weight | Type | A | B | C | D | Incr. |
| F501 | 12 | 4'-3" | 54 | STR | | | | | |
| F502 | 16 | 3'-4" | 56 | STR | | | | | |
| | 2 | 22'-0" | | | | | 17'-0 ³ / ₄ " | | |
| F503 | Ser. of | to | 250 | 6 | 1'-9" | 1'-9" | to | | 11 ⁵ / ₈ " |
| | 5 | 25'-10" | | | | | 20'-11 ¹ / ₄ " | | |
| | 4 | 7'-9" | | | | | | | |
| F504 | Ser. of | to | 182 | STR | | | | | 5 ³ / ₄ " |
| | 5 | 9'-8" | | | | | | | |
| | 1 | 22'-0" | | | | | 17'-0 ³ / ₄ " | | |
| F505 | Ser. of | to | 47 | 6 | 1'-9" | 1'-9" | to | | 11 ⁵ / ₈ " |
| | 2 | 23'-0" | | | | | 18'-0 ¹ / ₂ " | | |
| | 2 | 7'-9" | | | | | | | |
| F506 | Ser. of | to | 34 | STR | | | | | 5" |
| | 2 | 8'-2" | | | | | | | |
| F507 | 13 | 3'-8" | 50 | 1 | 2'-1" | 1'-8" | | | |
| F508 | 2 | 17'-9" | 37 | STR | | | | | |
| | 2 | 4'-5" | | | | | | | |
| WW501 | Ser. of | to | 87 | STR | | | | | 6" |
| | 7 | 7'-5" | | | | | | | |
| WW502 | 16 | 8'-2" | 137 | STR | | | | | |
| WW503 | 4 | 4'-1" | 17 | STR | | | | | |
| WW504 | 10 | 3'-6" | 37 | 2 | 0'-7" | 0'-2" | 0'-2 ¹ / ₄ " | 2'-10" | |
| WW505 | 4 | 11'-1" | 47 | 3 | 2'-5" | 2'-10" | 8'-2" | | |
| WW506 | 2 | 0'-11" | 2 | 4 | 0'-8" | 0'-2" | 0'-4" | | |
| FS501 | 2 | 17'-8" | 37 | STR | | | | | |
| FS502 | 18 | 1'-7" | 30 | 1 | 0'-9" | 0'-11" | | | |
| | 2 | 4'-5" | | | | | | | |
| X501 | Ser. of | to | 87 | STR | | | | | 6" |
| | 7 | 7'-5" | | | | | | | |
| X502 | 4 | 7'-4" | 31 | STR | | | | | |
| V501 | 27 | 4'-8" | 132 | STR | | | | | |
| W501 | 27 | 4'-8" | 132 | STR | | | | | |
| Z501 | 31 | 6'-1" | 197 | 5 | 2'-7" | 1'-2" | | | |
| Y601 | 18 | 5'-9" | 155 | 1 | 2'-2" | 3'-9" | | | |
| INLET STEEL QTY. | | | 1838 | POUNDS | | | | | |

| OUTLET REINFORCING STEEL LIST | | | | | | | | | |
|-------------------------------|---------|------------------------------------|--------|--------|-------|--------|--------------------------------------|--------|----------------------------------|
| Mark | No. | Length | Weight | Type | A | B | C | D | Incr. |
| F501 | 12 | 4'-3" | 54 | STR | | | | | |
| F502 | 16 | 3'-4" | 56 | STR | | | | | |
| | 2 | 22'-0" | | | | | 17'-0 ³ / ₄ " | | |
| F503 | Ser. of | to | 250 | 6 | 1'-9" | 1'-9" | to | | 11 ⁵ / ₈ " |
| | 5 | 25'-10" | | | | | 20'-11 ¹ / ₄ " | | |
| | 4 | 7'-9" | | | | | | | |
| F504 | Ser. of | to | 182 | STR | | | | | 5 ³ / ₄ " |
| | 5 | 9'-8" | | | | | | | |
| | 1 | 22'-0" | | | | | 17'-0 ³ / ₄ " | | |
| F505 | Ser. of | to | 47 | 6 | 1'-9" | 1'-9" | to | | 11 ⁵ / ₈ " |
| | 2 | 23'-0" | | | | | 18'-0 ¹ / ₂ " | | |
| | 2 | 7'-9" | | | | | | | |
| F506 | Ser. of | to | 34 | STR | | | | | 5" |
| | 2 | 8'-2" | | | | | | | |
| F507 | 13 | 2'-7 ¹ / ₂ " | 28 | 1 | 2'-1" | 0'-8" | | | |
| F508 | 2 | 17'-9" | 37 | STR | | | | | |
| | 2 | 4'-5" | | | | | | | |
| WW501 | Ser. of | to | 87 | STR | | | | | 6" |
| | 7 | 7'-5" | | | | | | | |
| WW502 | 16 | 8'-2" | 137 | STR | | | | | |
| WW503 | 4 | 4'-1" | 17 | STR | | | | | |
| WW504 | 10 | 3'-6" | 37 | 2 | 0'-7" | 0'-2" | 0'-2 ¹ / ₄ " | 2'-10" | |
| WW505 | 4 | 11'-1" | 47 | 3 | 2'-5" | 2'-10" | 8'-2" | | |
| WW506 | 2 | 0'-11" | 2 | 4 | 0'-8" | 0'-2" | 0'-4" | | |
| FS501 | 2 | 17'-8" | 37 | STR | | | | | |
| FS502 | 18 | 1'-7" | 30 | 1 | 0'-9" | 0'-11" | | | |
| | 2 | 4'-5" | | | | | | | |
| X501 | Ser. of | to | 87 | STR | | | | | 6" |
| | 7 | 7'-5" | | | | | | | |
| X502 | 4 | 7'-4" | 31 | STR | | | | | |
| V501 | 27 | 4'-8" | 132 | STR | | | | | |
| W501 | 27 | 4'-8" | 132 | STR | | | | | |
| Z501 | 31 | 6'-1" | 197 | 5 | 2'-7" | 1'-2" | | | |
| Y601 | 18 | 5'-9" | 155 | 1 | 2'-2" | 3'-9" | | | |
| OUTLET STEEL QTY. | | | 1816 | POUNDS | | | | | |



BENDING DIAGRAM

