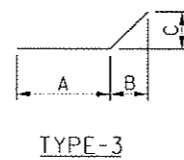
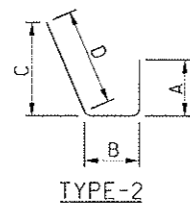
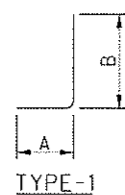


INLET REINFORCING STEEL LIST									
Mark	No.	Length	Weight	Type	A	B	C	D	Incr.
F501	12	4'-3"	54	STR					
F502	16	3'-4"	56	STR					
	2	22'-0"					17'-0 ³ / ₄ "		
F503	Ser. of	to	250	6	1'-9"	1'-9"	to		11 ⁵ / ₈ "
	5	25'-10"					20'-11 ¹ / ₄ "		
	4	7'-9"							
F504	Ser. of	to	182	STR					5 ³ / ₄ "
	5	9'-8"							
	1	22'-0"					17'-0 ³ / ₄ "		
F505	Ser. of	to	47	6	1'-9"	1'-9"	to		11 ⁷ / ₈ "
	2	23'-0"					18'-0 ¹ / ₂ "		
	2	7'-9"							
F506	Ser. of	to	34	STR					5"
	2	8'-2"							
F507	13	3'-8"	50	1	2'-1"	1'-8"			
F508	2	17'-9"	37	STR					
	2	4'-5"							
WW501	Ser. of	to	87	STR					6"
	7	7'-5"							
WW502	16	8'-2"	137	STR					
WW503	4	4'-1"	17	STR					
WW504	10	3'-6"	37	2	0'-7"	0'-2"	0'-2 ¹ / ₄ "	2'-10"	
WW505	4	11'-1"	47	3	2'-5"	2'-10"	8'-2"		
WW506	2	0'-11"	2	4	0'-8"	0'-2"	0'-4"		
FS501	2	17'-8"	37	STR					
FS502	18	1'-7"	30	1	0'-9"	0'-11"			
	2	4'-5"							
X501	Ser. of	to	87	STR					6"
	7	7'-5"							
X502	4	7'-4"	31	STR					
V501	27	4'-8"	132	STR					
W501	27	4'-8"	132	STR					
Z501	31	6'-1"	197	5	2'-7"	1'-2"			
Y601	18	5'-9"	155	1	2'-2"	3'-9"			
INLET STEEL QTY.			1838	POUNDS					

OUTLET REINFORCING STEEL LIST									
Mark	No.	Length	Weight	Type	A	B	C	D	Incr.
F501	12	4'-3"	54	STR					
F502	16	3'-4"	56	STR					
	2	22'-3"					17'-3 ³ / ₄ "		
F503	Ser. of	to	252	6	1'-9"	1'-9"	to		11 ⁵ / ₈ "
	5	26'-1"					21'-2 ¹ / ₄ "		
	4	7'-9"							
F504	Ser. of	to	182	STR					5 ³ / ₄ "
	5	9'-8"							
	1	22'-3"					17'-3 ³ / ₄ "		
F505	Ser. of	to	48	6	1'-9"	1'-9"	to		11 ⁷ / ₈ "
	2	23'-3"					18'-3 ¹ / ₂ "		
	2	7'-9"							
F506	Ser. of	to	34	STR					5"
	2	8'-2"							
F507	13	2'-7 ¹ / ₂ "	28	1	2'-1"	0'-8"			
F508	2	18'-0"	38	STR					
	2	4'-5"							
WW501	Ser. of	to	87	STR					6"
	7	7'-5"							
WW502	16	8'-2"	137	STR					
WW503	4	4'-1"	17	STR					
WW504	10	3'-6"	37	2	0'-7"	0'-2"	0'-2 ¹ / ₄ "	2'-10"	
WW505	4	11'-1"	47	3	2'-5"	2'-10"	8'-2"		
WW506	2	0'-11"	2	4	0'-8"	0'-2"	0'-4"		
FS501	2	17'-8"	37	STR					
FS502	18	1'-7"	30	1	0'-9"	0'-11"			
	2	4'-5"							
X501	Ser. of	to	87	STR					6"
	7	7'-5"							
X502	4	7'-4"	31	STR					
V501	27	4'-8"	132	STR					
W501	27	4'-8"	132	STR					
Z501	31	6'-1"	197	5	2'-7"	1'-2"			
Y601	18	5'-9"	155	1	2'-2"	3'-9"			
OUTLET STEEL QTY.			1820	POUNDS					



BENDING DIAGRAM

