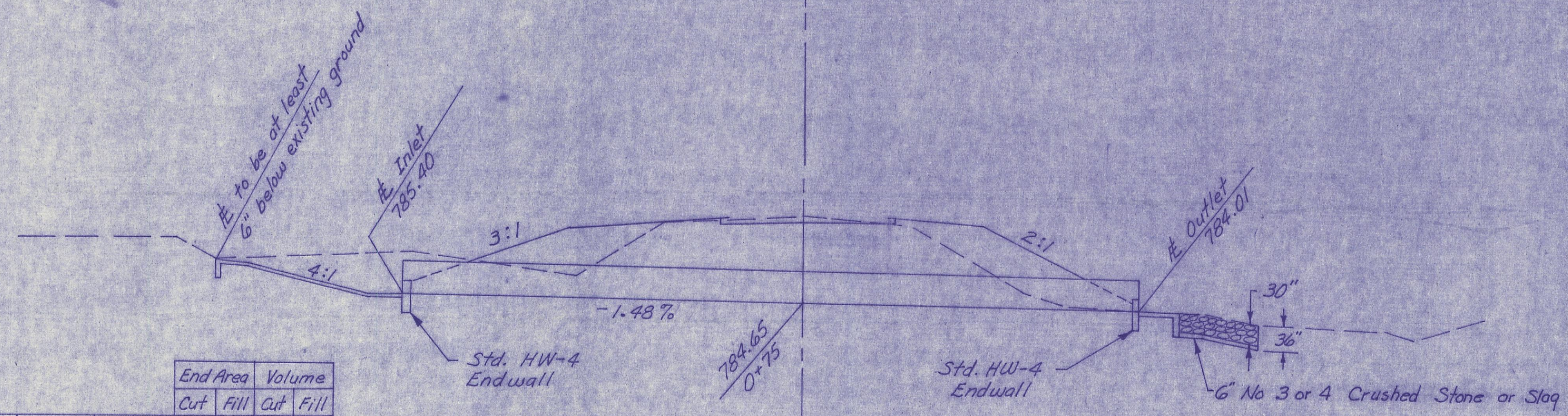
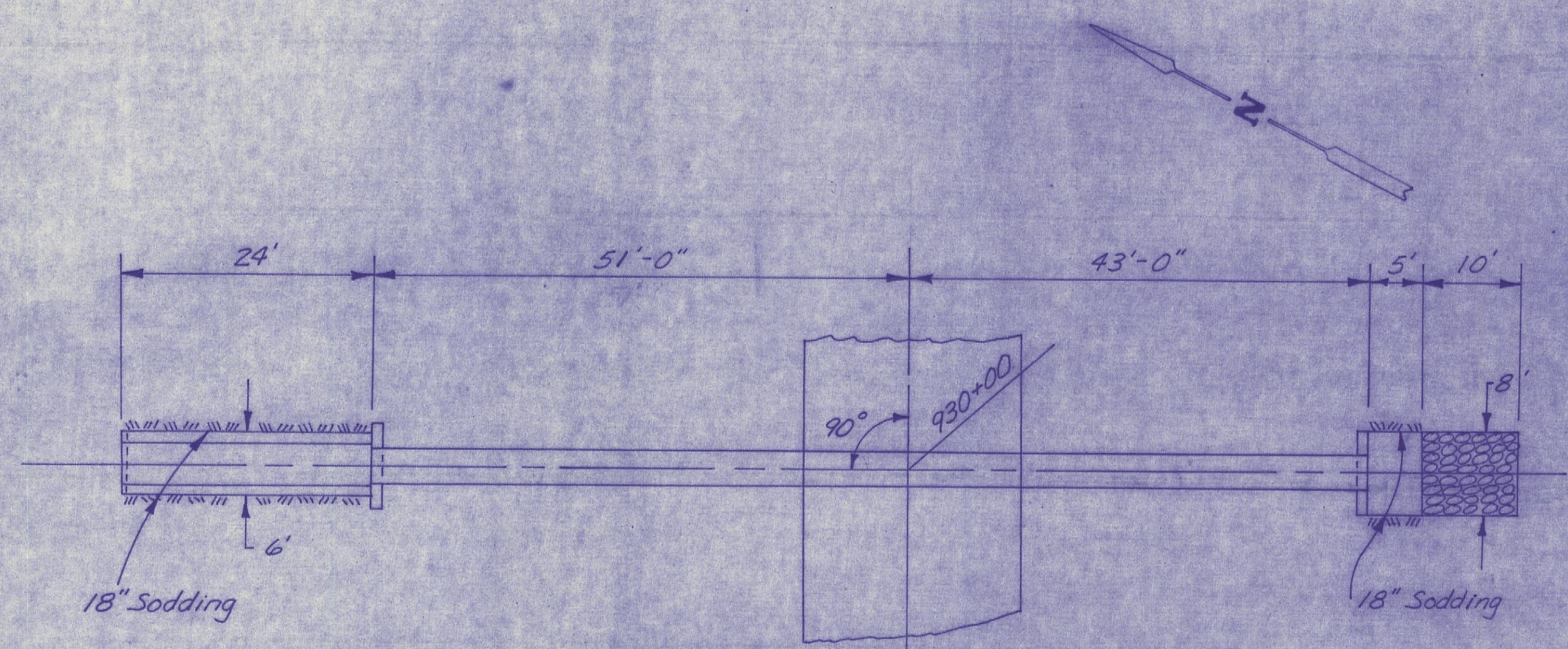


STRUCTURE No Hoc-93-1761  
 STA. 930+00  
 REF. NO I-D SHEET 18

ESTIMATED QUANTITIES

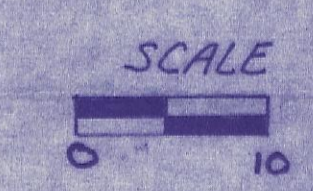
- \* 603 42" Conduit Type A 706.02 or 48" 707.05 Type C 94 Lin.Ft.
- \* 602 Concrete Masonry 2.20 Cu.Yds.
- \* 601 Riprap 6" Reinforced Concrete Slab 21 Sq.Yds.
- \* 601 Rock Channel Protection Type B 9 Cu.Yds.
- \* 660 Sodding 8 Sq.Yds.
- \*\* 203 Excavation 68 Cu.Yds.
- \*\* 659 Seeding 68 Sq.Yds.

\* Quantities to Plan Sheet 18  
 \*\* Quantities to Cross Section Sheet 36



DRAINAGE AREA 40 ACRES  
 $Q_{25} = 93 \text{ c.f.s.}$

End Area		Volume	
Cut	Fill	Cut	Fill
0+51	= 72		
0+00	= 0	72	0 68 0



Calculated	Checked
By: F.B.	By: DS
Date: 11/28/72	Date: 1-4-73